



TECHNOLOGIES

TELECOMMUNICATION

DT Antenna Product



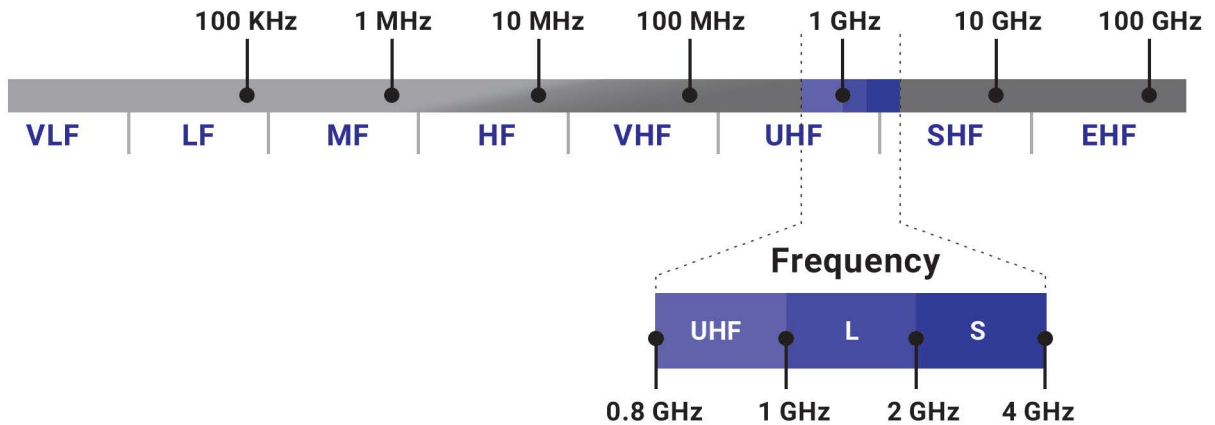
Quad Ridged Wideband Horn Antenna

0.8 to 4 GHz

Part Number: **WH-0.8-4-SL-NF**

Contents: Typical Gain / Antenna Factor

Typical Beamwidth / Patterns

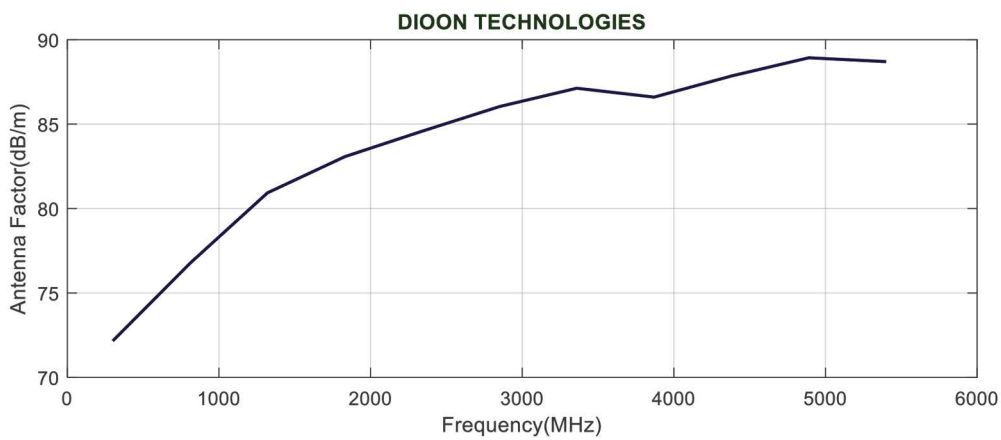
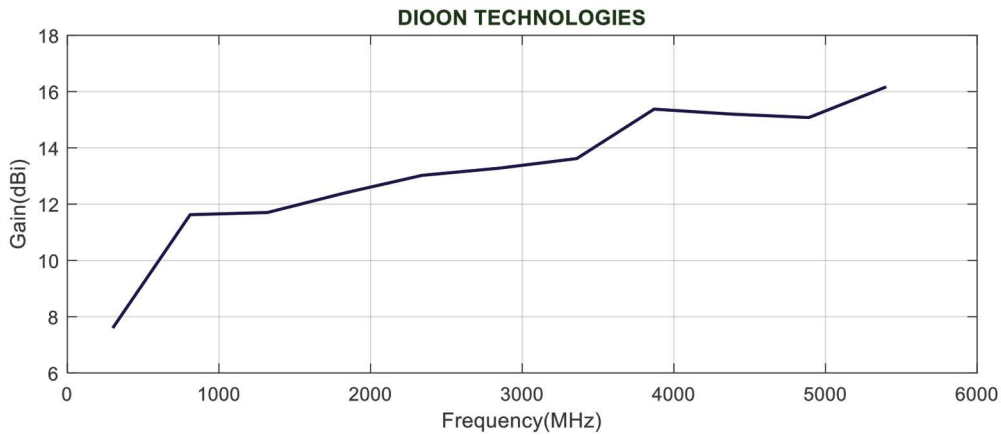


	Gain	Typically 7 ~ 16 dBi
	Power Handling	1400 Watts c. w.
	VSWR	Typically <2:1
	Polarization	Single Linear
	3dB Beamwidth	21 to 62 degrees
	Connector Type	N Type Female
	Weight	≈ 15 kg
	Approximate Size	≈ 81cm × 45 cm × 65 cm
	Construction	Aluminum, Painted

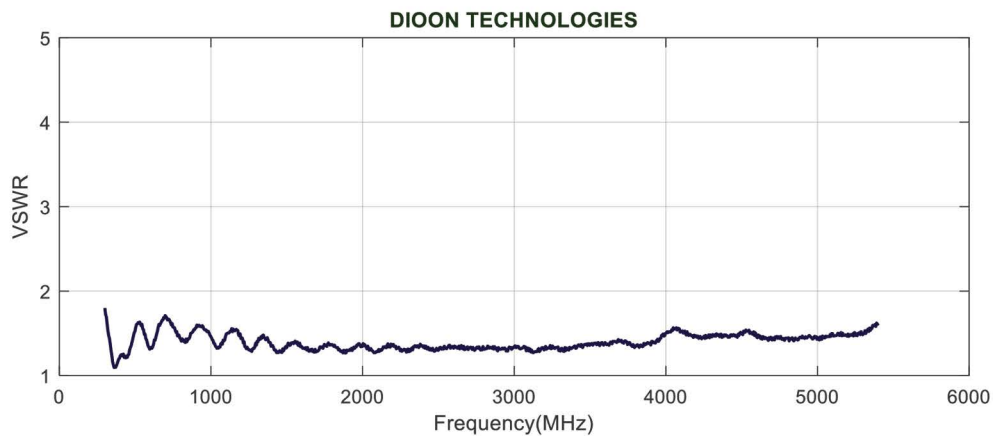
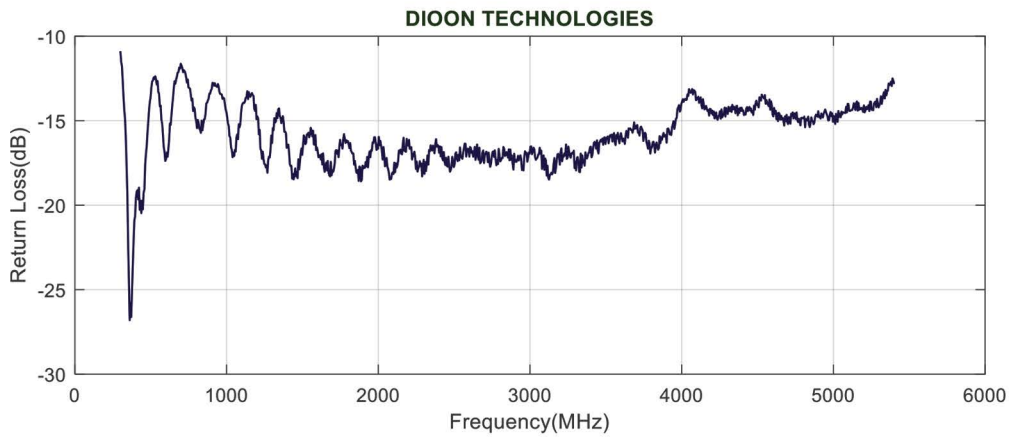


Typical Antenna Gain / Factor

This is calculated by reference to standard gain horn antennas, and cross checked with reference to the antenna beamwidth, with an estimated error of +/- 0.8dB.

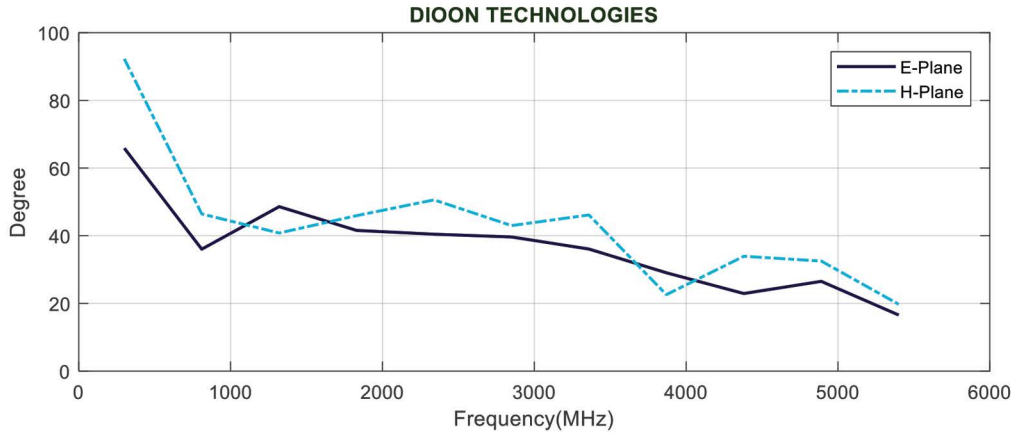


Typical Antenna Return Loss / VSWR



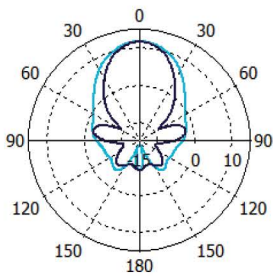


Typical Antenna HPBW



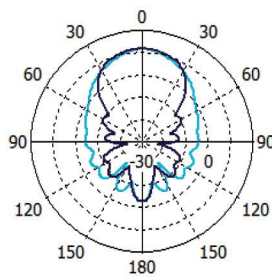
Farfield Directivity Abs (Phi= 0,90)

810 MHz



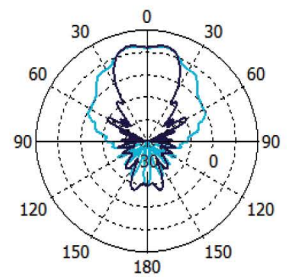
Theta / Degree vs. dB

1.3 GHz



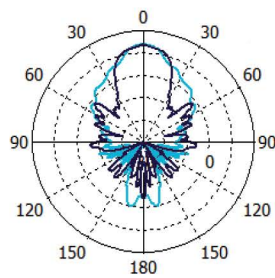
Theta / Degree vs. dB

2.8 GHz



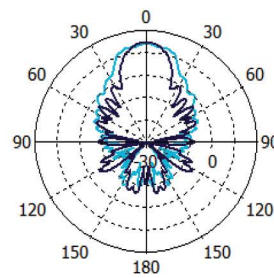
Theta / Degree vs. dB

3.8 GHz



Theta / Degree vs. dB

4.3 GHz



Theta / Degree vs. dB

— E-Plane
— H-Plane



TECHNOLOGIES

Phone: +1(949)508 0037
Email: Sales@dioon.us

DIOON TECHNOLOGIES

WWW.DIOON.US

The Advanced Way

United States Office
660 Wald, Irvine, CA92618