



TECHNOLOGIES

TELECOMMUNICATION

DT Antenna Product



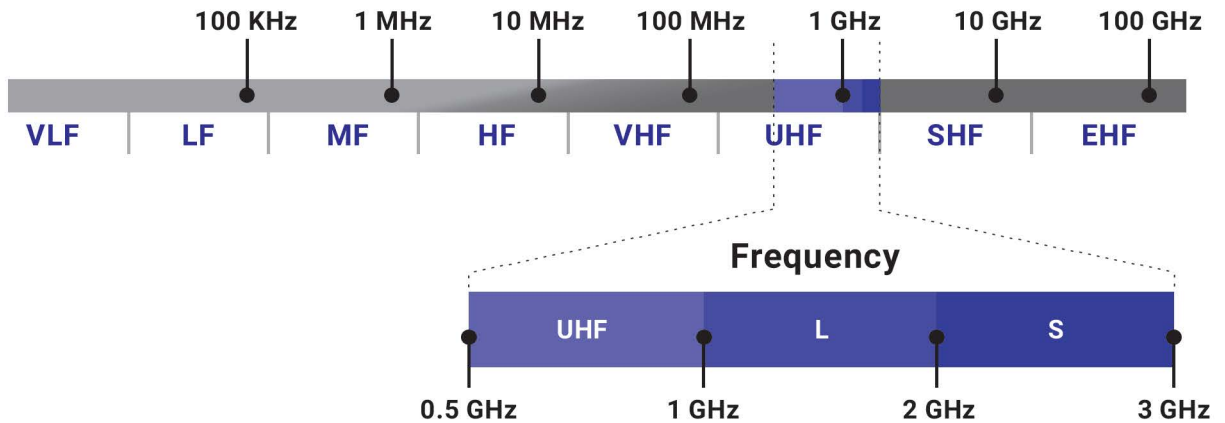
## Dual Ridged Wideband Horn Antenna

0.5 to 3 GHz

Part Number: **WH-0.5-3-SL-NF-R**

Contents: Typical Gain / Antenna Factor

Typical Beamwidth / Patterns

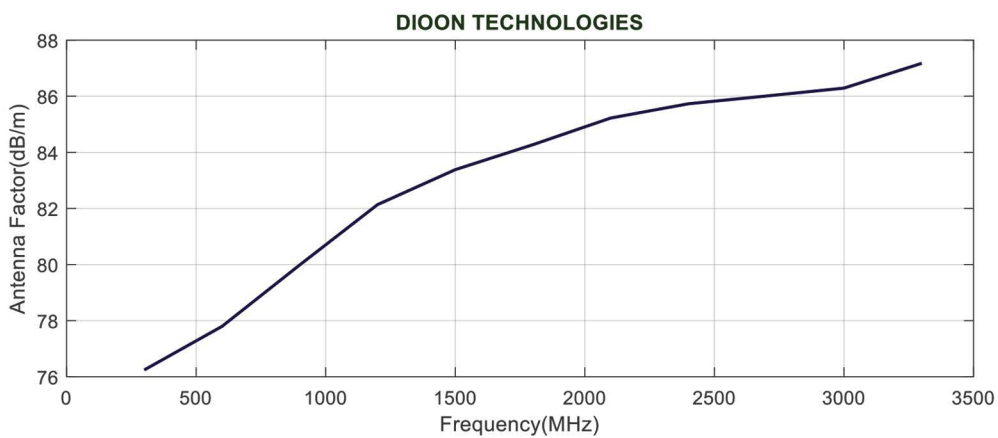
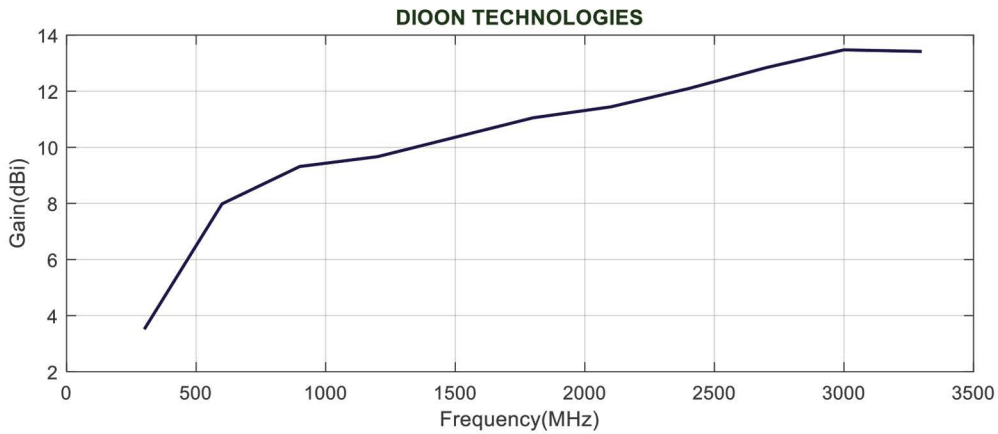


	<b>Gain</b>	Typically 4 ~ 14 dBi
	<b>Power Handling</b>	1300 Watts c. w.
	<b>VSWR</b>	Typically <2:1
	<b>Polarization</b>	Single Linear
	<b>3dB Beamwidth</b>	32 to 110 degrees
	<b>Connector Type</b>	N Type Female
	<b>Weight</b>	≈ 15 kg
	<b>Approximate Size</b>	≈ 41 cm × 41 cm × 60 cm
	<b>Construction</b>	Aluminum & Painted, Engineering Plastics

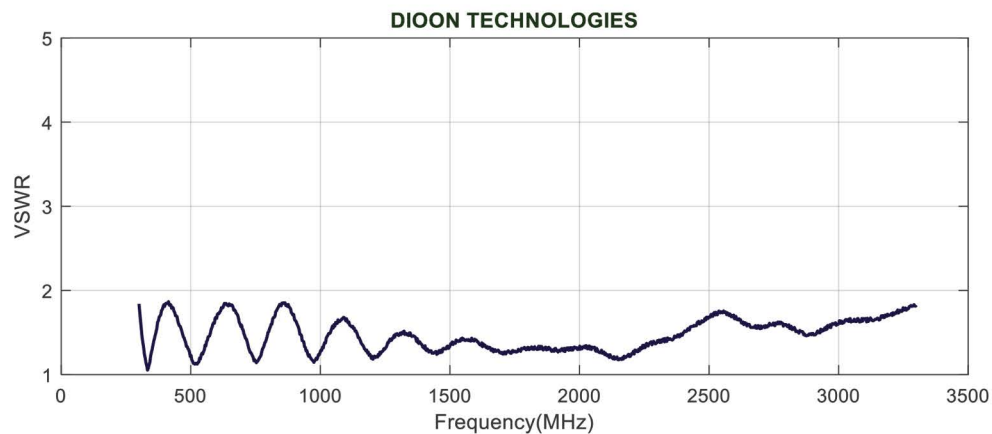
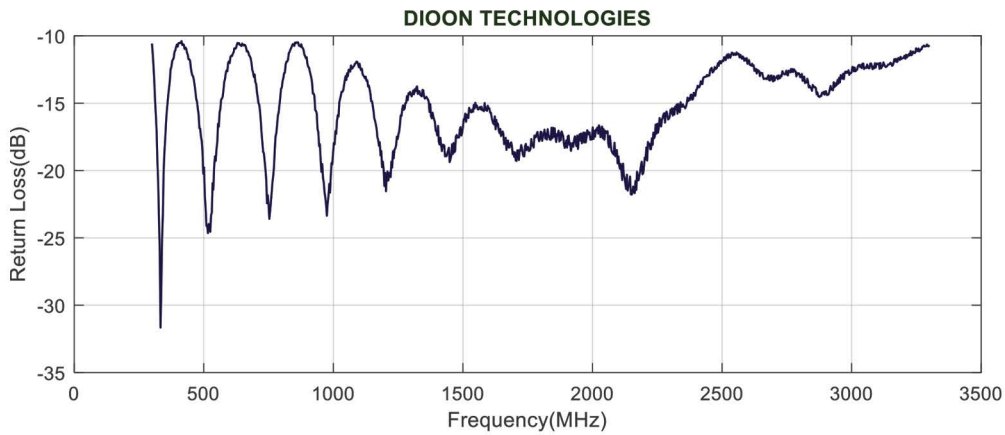


## Typical Antenna Gain / Factor

This is calculated by reference to standard gain horn antennas, and cross checked with reference to the antenna beamwidth, with an estimated error of +/- 0.8dB.

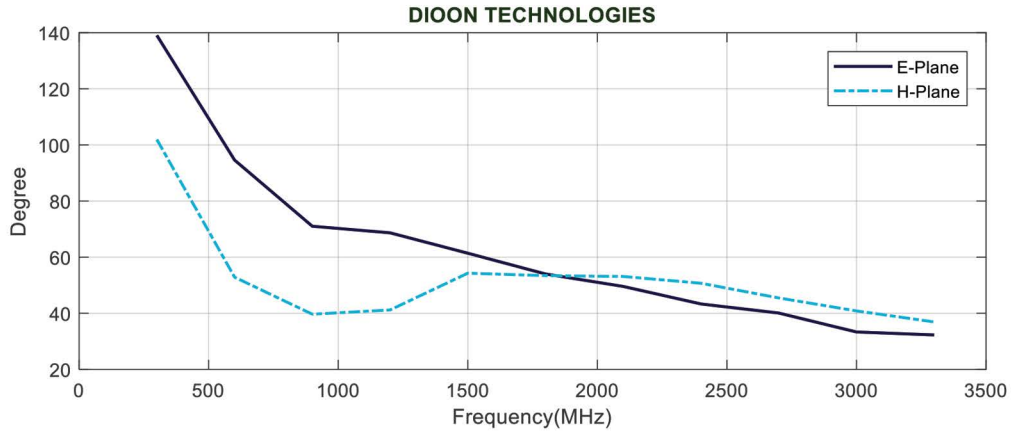


## Typical Antenna Return Loss / VSWR



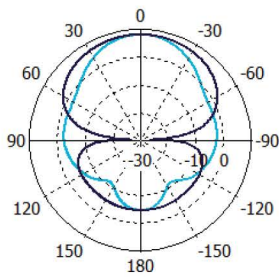


# Typical Antenna HPBW



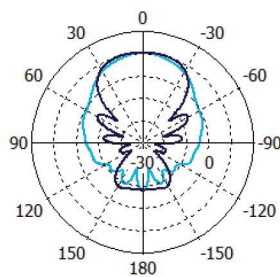
# Farfield Directivity Abs (Phi= 0,90)

500 MHz



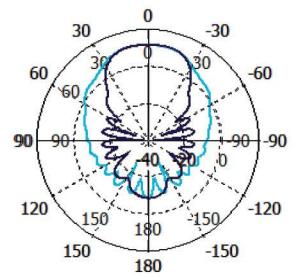
Theta / Degree vs. dB

1.5 GHz



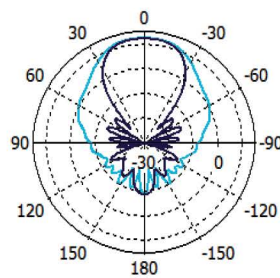
Theta / Degree vs. dB

2 GHz



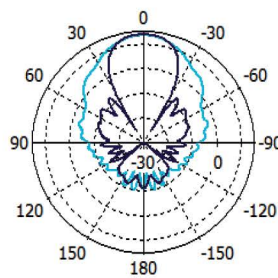
Theta / Degree vs. dB

2.5 GHz



Theta / Degree vs. dB

3 GHz



Theta / Degree vs. dB

— E-Plane  
- - - H-Plane



TECHNOLOGIES

Phone: +1(949)508 0037  
Email: Sales@dioon.us

**DIOON TECHNOLOGIES**

**WWW.DIOON.US**

The Advanced Way

United States Office  
660 Wald, Irvine, CA92618